



Posey® Encapsulating Bootie Heel Guards

Quality Products since 1937

SEATING AND POSITIONING

Posey Encapsulating Bootie Heel Guards are designed to gently surround and conform to the contours on the patient's heel while protecting both the skin and underlying tissues with a protective cushion of air suspended in a bead fill. The unique bead fill allows the guard to be reshaped for the individual's needs.

Constructed of an outer VINYL MESH, breathable fabric outer shell, a soft cotton inside liner and filled with non-absorbent, POLYSTYRENE Beads. This design allows air to flow through the guards, thereby reducing or minimizing the discomfort associated with foam products that do not breath and build up heat.

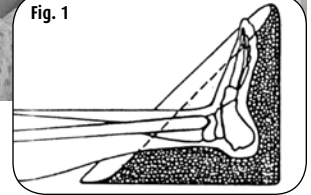
Each Bootie features a soft 4" wide strap with a hook closure to secure the Bootie in place on the patient, and a zippered closure to allow the addition or removal of beads.

REF 6111 Bootie Heel Guard, 13"L x 13"W x 8"H, Replaces Medco Item # 3B

REF 8124 Bead Refill Kit, Replaces Medco Item #3PK

APPLICATION INSTRUCTIONS:

1. Prepare the Posey Bootie Heel Guard by creating a cavity for the heel by moving the beads by hand (fig.1).
2. Place the patient's heel in the cavity.
3. Adjust the beads as desired.
4. Repeat for the other foot.
5. Monitor the patient at least every two hours for skin irritation and/or pressure points.
6. Reposition the patient as necessary.



WASHING INSTRUCTIONS:

Machine washable in warm temperature.
Air dry.



J.T. Posey Company • 5635 Peck Road, Arcadia, CA 91006-0020 USA
Phone: 1-800-447-6739 • Fax: 1-800-767-3933 • Web: www.posey.com

EC REP MDSS GmbH
Schiffgraben 41
D-30175 Hannover, Germany
© 2007 J.T. Posey Company. All rights reserved.



M6144 112707



Posey® Encapsulating Bootie Heel Guards

Quality Products since 1937

SEATING AND POSITIONING

Posey Encapsulating Bootie Heel Guards are designed to gently surround and conform to the contours on the patient's heel while protecting both the skin and underlying tissues with a protective cushion of air suspended in a bead fill. The unique bead fill allows the guard to be reshaped for the individual's needs.

Constructed of an outer VINYL MESH, breathable fabric outer shell, a soft cotton inside liner and filled with non-absorbent, POLYSTYRENE Beads. This design allows air to flow through the guards, thereby reducing or minimizing the discomfort associated with foam products that do not breath and build up heat.

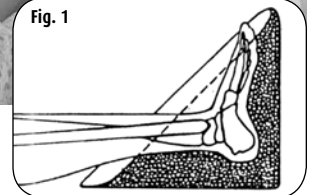
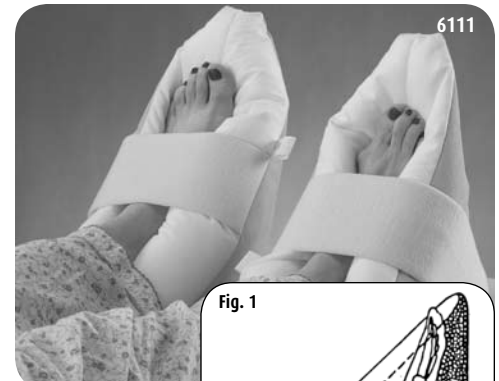
Each Bootie features a soft 4" wide strap with a hook closure to secure the Bootie in place on the patient, and a zippered closure to allow the addition or removal of beads.

REF 6111 Bootie Heel Guard, 13"L x 13"W x 8"H, Replaces Medco Item # 3B

REF 8124 Bead Refill Kit, Replaces Medco Item #3PK

APPLICATION INSTRUCTIONS:

1. Prepare the Posey Bootie Heel Guard by creating a cavity for the heel by moving the beads by hand (fig.1).
2. Place the patient's heel in the cavity.
3. Adjust the beads as desired.
4. Repeat for the other foot.
5. Monitor the patient at least every two hours for skin irritation and/or pressure points.
6. Reposition the patient as necessary.



WASHING INSTRUCTIONS:

Machine washable in warm temperature.
Air dry.



J.T. Posey Company • 5635 Peck Road, Arcadia, CA 91006-0020 USA
Phone: 1-800-447-6739 • Fax: 1-800-767-3933 • Web: www.posey.com

EC REP MDSS GmbH
Schiffgraben 41
D-30175 Hannover, Germany
© 2007 J.T. Posey Company. All rights reserved.



M6144 112707