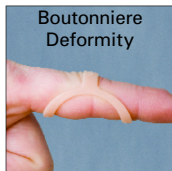
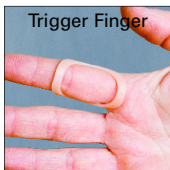
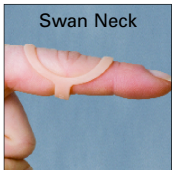
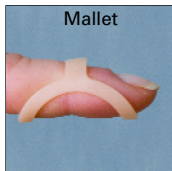


Use **one splint**
to treat six or more conditions.

3-Point Products' Oval-8 Finger Splints
stabilize and align the PIP and DIP joints.

With a simple turn of the splint,
each Oval-8 Finger Splint can be used
to treat at least six different conditions.



www.3pointproducts.com

Oval-8 splints are patented.

Ordering Information

Oval-8 splints are sold in a cost-effective, refillable Kit, in a convenient Sizing Set, and individually. Product numbers correspond to splint size.

Oval-8 Kit (P1008-K) 44 splints in sizes 2-15 (the majority in the most commonly used sizes), instructions and carrying case.

Oval-8 Pediatric Kit (P1008-PK) 3 each of Oval-8 splints in sizes 3 through 7 (15 total), instructions and case.

*Caution: Not recommended for children under age 4.
May cause choking if swallowed.*

Oval-8 Kit Refills Packages of 5 per size for customers who have purchased the Kit. Order according to splint size.
For example: P1008-3-5 = Oval-8 size 3, package of five splints.

Oval-8 Sizing Set (P1008-S) Choose the correct size every time.
Includes one of each size splint and instructions.

Individual Splints Order according to splint size. For example:
P1008-3 = individual Oval-8 size 3.

**3point
products®**

To order, call toll free

888.378.7763 (U.S. only)

Outside U.S.A. 410.604.6393

Fax 410.604.6398

Stevensville, MD 21666 U.S.A. Made in U.S.A.




Authorized Representative in Europe: Emergo Europe,
Molenstraat 15, 2513 BH The Hague, The Netherlands

Emergo Australia: 201 Sussex Street, Darling Park, Tower II,
Level 20, Sydney, NSW 2000 Australia



by 3-Point Products,® Inc.



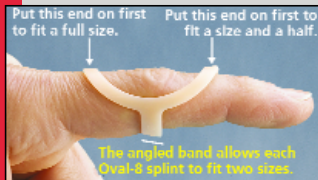
the one choice for finger splints

Choose The Correct Size

Use the Oval-8 Sizing Set or Kit to assure an accurate fit every time. Visually estimate size and go up or down in size as needed. Use a penlight or hold the Oval-8 up to a light to see the size etched on the bottom of the band.

Size can be estimated with a jeweler's ring gauge.* Fit the gauge straight on the affected joint. Choose the

Oval-8 size that corresponds to the ring size. Correlation between gauges and Oval-8 splints varies. Accuracy is not assured. *Jeweler's ring gauge not included.



Add comfortable cushioning with Gel Mate™ and Gel Tubes



Choose Gel Mate silicone gel to cushion the DIP joint when splinting a Mallet Finger.



Fit an Oval-8 over a Gel Tube for a fully cushioned splint.

Information on Gel Mate™ and Gel Tubes at:
www.3pointproducts.com

A Fit For Every Finger

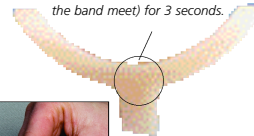
Custom Fitting

It is recommended that all adjustments be made by a health care professional.

Oval-8 Finger Splints can be adjusted to position the finger in slight flexion or hyperextension or to alter the length of the splint to allow motion of adjacent joints. A Precision Spot Heat Gun (*available separately*) is recommended to carefully heat the splints to allow gentle remolding. Any changes beyond 20 degrees will alter the fit and function of the splint.

Using the Precision Spot Heat Gun, carefully heat each side of the splint where the oval section and the band meet for 3 seconds. DO NOT heat the bottom of the band.

Carefully heat each side of the splint (where the Oval section and the band meet) for 3 seconds.




To position the finger in up to 20 degrees of flexion or hyperextension:

Apply pressure upwards on the band and downwards on each end of the oval to alter the depth of the splint. Maintain pressure until fully cooled. Reheat in increments of 2-3 seconds if necessary.

To shorten the splint to allow PIP joint motion:

When worn as a MALLET FINGER splint, the Oval-8 may need to be shortened to allow full PIP joint motion. Choose a splint that fits comfortably on the joint and then choose a splint one size smaller as shortening the splint will also increase size.

Heat the splint as described. Squeeze the ends of the oval section together to shorten and increase the depth of the splint. Maintain pressure until fully cooled.



Precision Spot Heat Gun

Choose the Precision Spot Heat Gun from 3-Point Products to adjust Oval-8 splints.



visit our website at www.3pointproducts.com

to order, call 888.378.7763